

Logan High Quality Balanced

Logan High Quality Balanced Taxable (HQ) is a versatile strategy that can be employed as either an equity or fixed-income strategy, depending on the investor's long- and short-term goals. A distinct set of holdings is carefully selected for each investment type

- Bespoke portfolio construction offering flexible asset allocation options with Growth and Value portfolios in one account
- Biannual rebalancing service and additional Tax Aware transition management available

BENCHMARK 50% S&P 500
50% Barclays Municipal Bond

EQUITY INVESTMENT APPROACH

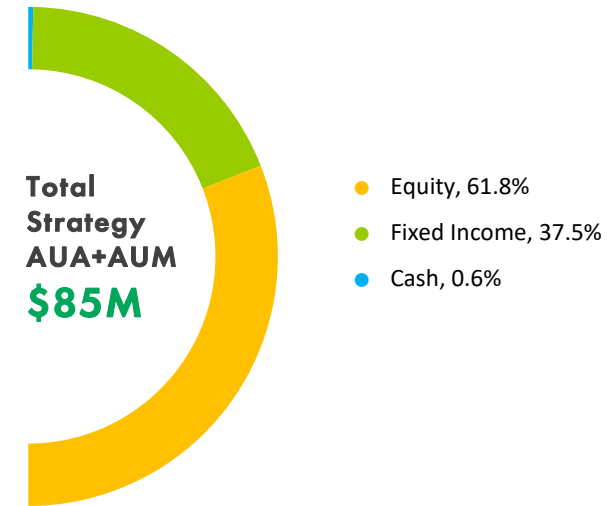
- Offers two distinct and separate equity styles: a unique Core approach with Growth and Value portfolios in one account.
- Growth holdings have rising earnings tied to pricing power and enjoy an economic tailwind; value holdings are financially sound mega-caps with relatively high dividend yields

FIXED INCOME INVESTMENT APPROACH

- Primarily characterized as a short to intermediate fixed income investment style with investment grade bonds
- The strategy's goal is to provide solid performance and protection of principal. Focuses on investing in municipal bonds

as of 12/31/2024

EQUITY ALLOCATION



TEN LARGEST PORTFOLIO HOLDINGS

% OF PORTFOLIO

TOP FIVE EQUITY HOLDINGS

Philip Morris International Inc.	3.1%
Cisco Systems, Inc.	2.6%
AT&T Inc.	2.5%
Broadcom Inc.	2.4%
Wells Fargo & Company	2.1%

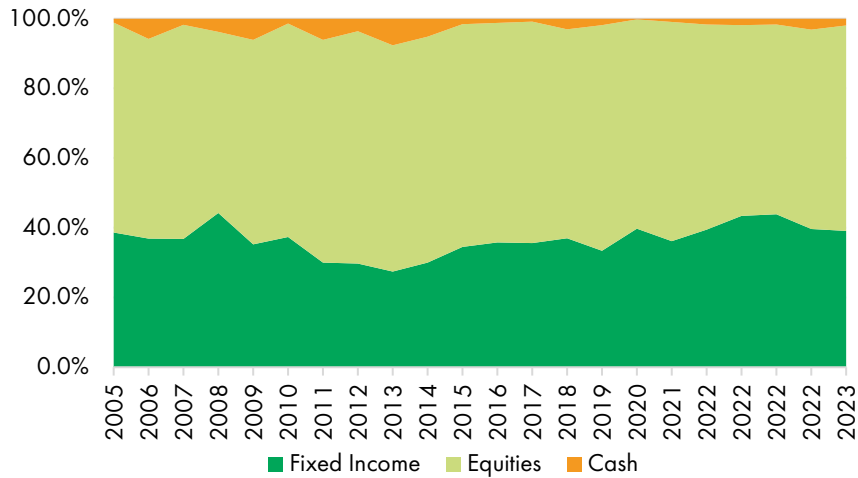
TOP FIVE FIXED INCOME HOLDINGS

Larimer Cnty Colo Cfts Partn 5.0% 01-dec-2026	5.4%
Denver Colo City & Cnty Hsg Auth Multifamily Hsgrev 5.0% 01-jul-2032	4.2%
Wheat Ridge Colo Urban Renewal Auth Tax Increment Rev 5.0% 01-dec-2029	3.8%
Leyden Rock Met Dist Colo 5.0% 01-dec-2029	3.7%
Platte Riv Pwr Auth Colo Pwr Rev 4.0% 01-jun-2026	3.5%

as of 12/31/2024

Q4 | 2024

ASSET ALLOCATION

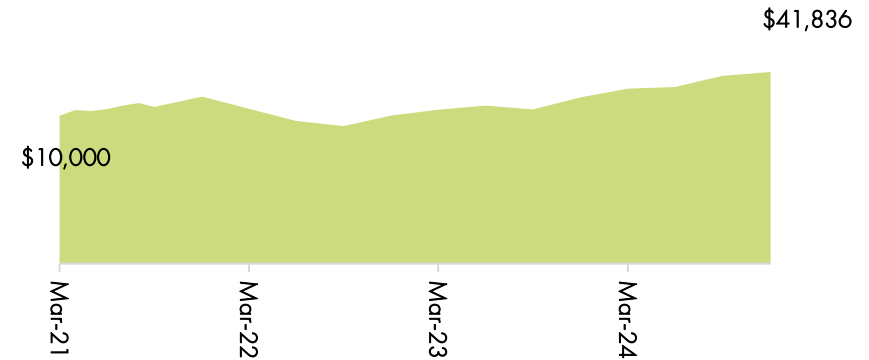


LOGAN AUM+AUA

Firm AUA	\$1,996M
Firm AUM	\$2,753M
Total Firm AUM+AUA	\$4,749M

Numbers are subject to rounding differences
AUA has a one month data lag

GROWTH OF \$10,000



Indices are unmanaged and investors cannot invest directly in an index. Unless otherwise noted, performance of indices does not account for any fees, commissions or other expenses that would be incurred. Returns do not include reinvested dividends. The Standard & Poor's 500 (S&P 500) Index is a free-float weighted index that tracks the 500 most widely held stocks on the NYSE or NASDAQ and is representative of the stock market in general. It is a market value weighted index with each stock's weight in the index proportionate to its market value. The Bloomberg Municipal Bond Index is considered representative of the broad market for investment grade, tax-exempt bonds with a maturity of at least one year. Portfolio holdings are subject to change without notice. All recommendations are based upon our experience and may or may not have been profitable in the past, now or in the future. Asset Allocation does not guarantee a profit or protect against a loss in a declining market. It is a method used to help manage investment risk. Rebalancing/Reallocating can entail transaction costs and tax consequences that should be considered when determining a rebalancing/reallocation strategy.