

# Logan High Quality Balanced

**Logan High Quality Balanced Taxable (HQ)** is a versatile strategy that can be employed as either an equity or fixed-income strategy, depending on the investor's long- and short-term goals. A distinct set of holdings is carefully selected for each investment type

- Bespoke portfolio construction offering flexible asset allocation options with Growth and Value portfolios in one account
- Biannual rebalancing service and additional Tax Aware transition management available

**BENCHMARK** 50% S&P 500  
50% Barclays Municipal Bond

## EQUITY INVESTMENT APPROACH

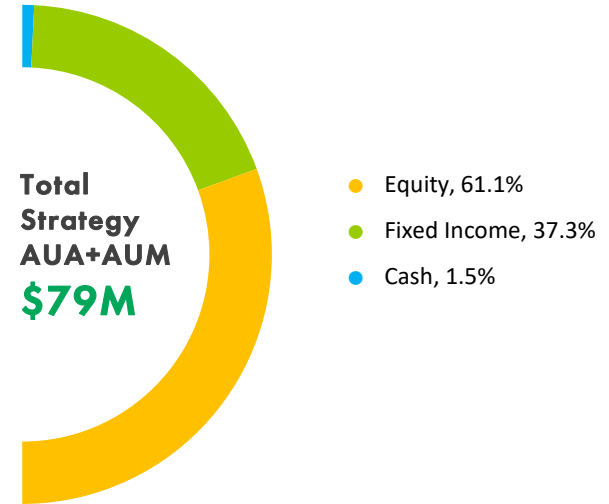
- Offers two distinct and separate equity styles: a unique Core approach with Growth and Value portfolios in one account.
- Growth holdings have rising earnings tied to pricing power and enjoy an economic tailwind; value holdings are financially sound mega-caps with relatively high dividend yields

## FIXED INCOME INVESTMENT APPROACH

- Primarily characterized as a short to intermediate fixed income investment style with investment grade bonds
- The strategy's goal is to provide solid performance and protection of principal. Focuses on investing in municipal bonds

as of 06/30/2024

## EQUITY ALLOCATION



## TEN LARGEST PORTFOLIO HOLDINGS

% OF PORTFOLIO

### TOP FIVE EQUITY HOLDINGS

Philip Morris International Inc.	3.1%
Shell Plc	2.5%
AT&T Inc.	2.5%
Wells Fargo & Company	2.4%
Chevron Corporation	2.3%

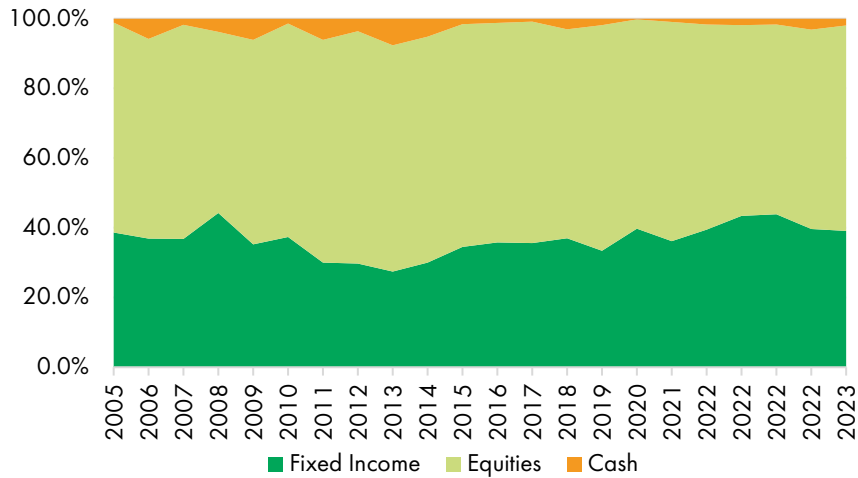
### TOP FIVE FIXED INCOME HOLDINGS

East Allegheny Pa Sch Dist 4.0% 01-jun-2028	3.6%
Beaverton Mich Schs 2.0% 01-may-2031	3.2%
New Jersey Economic Dev Auth Mtr Veh Surchargesrev 5.0% 01-jul-2027	3.2%
Meriwether Cnty Ga 4.0% 01-mar-2027	3.1%
Connecticut St 5.0% 15-nov-2024	3.0%

as of 06/30/2024

Q2 | 2024

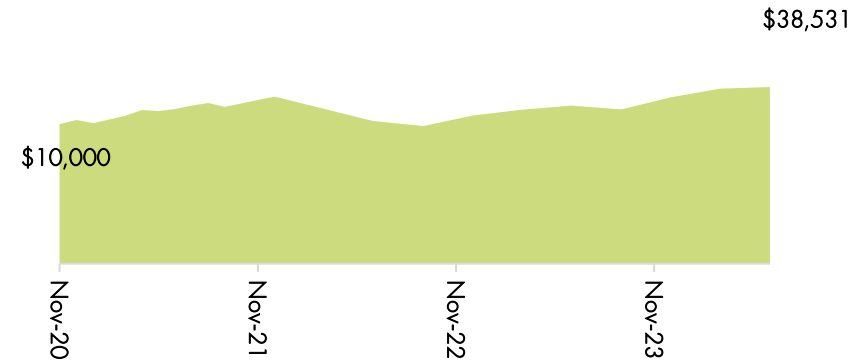
**ASSET ALLOCATION**



**LOGAN AUM+AUA**

Firm AUA	\$1,755M
Firm AUM	\$2,651M
Total Firm AUM+AUA	\$4,406M
Numbers are subject to rounding differences	
AUA has a one month data lag	

**GROWTH OF \$10,000**



Indices are unmanaged and investors cannot invest directly in an index. Unless otherwise noted, performance of indices does not account for any fees, commissions or other expenses that would be incurred. Returns do not include reinvested dividends. The Standard & Poor's 500 (S&P 500) Index is a free-float weighted index that tracks the 500 most widely held stocks on the NYSE or NASDAQ and is representative of the stock market in general. It is a market value weighted index with each stock's weight in the index proportionate to its market value. The Bloomberg Municipal Bond Index is considered representative of the broad market for investment grade, tax-exempt bonds with a maturity of at least one year. Portfolio holdings are subject to change without notice. All recommendations are based upon our experience and may or may not have been profitable in the past, now or in the future. Asset Allocation does not guarantee a profit or protect against a loss in a declining market. It is a method used to help manage investment risk. Rebalancing/Reallocating can entail transaction costs and tax consequences that should be considered when determining a rebalancing/reallocation strategy.