

Logan High Quality Balanced

Logan High Quality Balanced Taxable (HQ) is a versatile strategy that can be employed as either an equity or fixed-income strategy, depending on the investor's long- and short-term goals. A distinct set of holdings is carefully selected for each investment type

- Bespoke portfolio construction offering flexible asset allocation options with Growth and Value portfolios in one account
- Biannual rebalancing service and additional Tax Aware transition management available

BENCHMARK 50% S&P 500
50% Barclays Municipal Bond

EQUITY INVESTMENT APPROACH

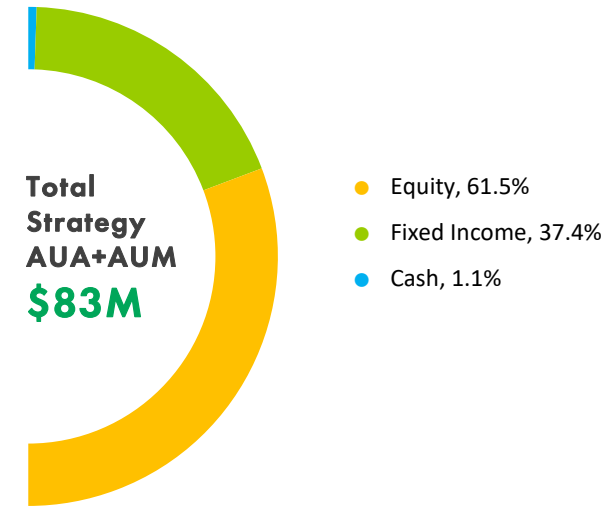
- Offers two distinct and separate equity styles: a unique Core approach with Growth and Value portfolios in one account.
- Growth holdings have rising earnings tied to pricing power and enjoy an economic tailwind; value holdings are financially sound mega-caps with relatively high dividend yields

FIXED INCOME INVESTMENT APPROACH

- Primarily characterized as a short to intermediate fixed income investment style with investment grade bonds
- The strategy's goal is to provide solid performance and protection of principal. Focuses on investing in municipal bonds

as of 03/31/2024

EQUITY ALLOCATION



TEN LARGEST PORTFOLIO HOLDINGS

% OF PORTFOLIO

TOP FIVE EQUITY HOLDINGS

Philip Morris International Inc.	2.8%
Shell Plc	2.3%
Wells Fargo & Company	2.3%
AT&T Inc.	2.3%
Chevron Corporation	2.3%

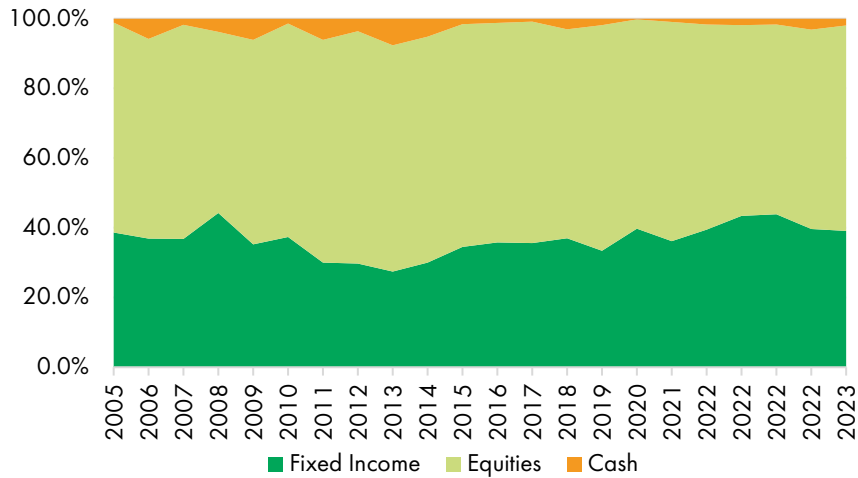
TOP FIVE FIXED INCOME HOLDINGS

East Allegheny Pa Sch Dist 4.0% 01-jun-2028	3.7%
Beaverton Mich Schs 2.0% 01-may-2031	3.3%
New Jersey Economic Dev Auth Mtr Veh Surchargesrev 5.0% 01-jul-2027	3.2%
Meriwether Cnty Ga 4.0% 01-mar-2027	3.1%
Springfield Ill 5.0% 01-dec-2024	3.1%

as of 03/31/2024

Q1 | 2024

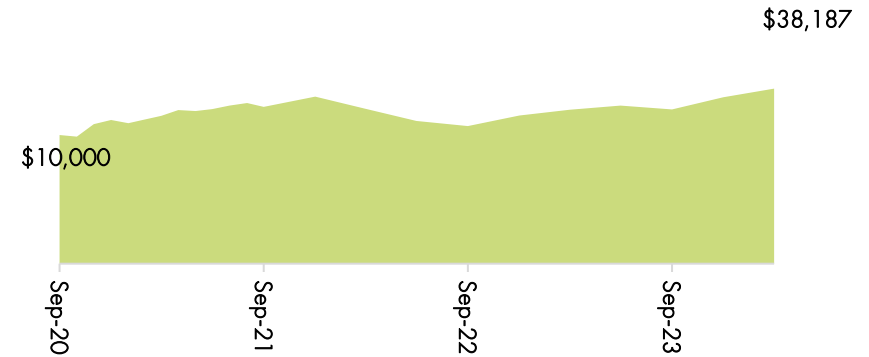
ASSET ALLOCATION



LOGAN AUM+AUA

Firm AUA	\$1,691M
Firm AUM	\$2,679M
Total Firm AUM+AUA	\$4,370M
Numbers are subject to rounding differences	
AUA has a one month data lag	

GROWTH OF \$10,000



Indices are unmanaged and investors cannot invest directly in an index. Unless otherwise noted, performance of indices does not account for any fees, commissions or other expenses that would be incurred. Returns do not include reinvested dividends. The Standard & Poor's 500 (S&P 500) Index is a free-float weighted index that tracks the 500 most widely held stocks on the NYSE or NASDAQ and is representative of the stock market in general. It is a market value weighted index with each stock's weight in the index proportionate to its market value. The Bloomberg Municipal Bond Index is considered representative of the broad market for investment grade, tax-exempt bonds with a maturity of at least one year. Portfolio holdings are subject to change without notice. All recommendations are based upon our experience and may or may not have been profitable in the past, now or in the future. Harmonic mean is a type of average that is calculated by dividing the number of values in a data series by the sum of the reciprocals ($1/x_i$) of each value in the data series. A harmonic mean is one of the three Pythagorean means (the other two are arithmetic mean and geometric mean). The harmonic mean always shows the lowest value among the Pythagorean means. The harmonic mean is often used to calculate the average of the ratios or rates. It is the most appropriate measure for ratios and rates because it equalizes the weights of each data point. For instance, the arithmetic mean places a high weight on large data points, while the geometric mean gives a lower weight to the smaller data points. In finance, the harmonic mean is used to determine the average for financial multiples such as the price-to-earnings (P/E) ratio. The financial multiples should not be averaged using the arithmetic mean because it is biased toward larger values. One of the most common problems in finance that uses the harmonic mean is the calculation of the ratio of a portfolio that consists of several securities. Asset Allocation does not guarantee a profit or protect against a loss in a declining market. It is a method used to help manage investment risk. Rebalancing/Reallocating can entail transaction costs and tax consequences that should be considered when determining a rebalancing/reallocation strategy.